




Port Neches  
Police  
Department



Paul J. Lemoine  
Chief of Police

**2014 Annual  
Crime Report**

## **Chief's Message**

On behalf of all the dedicated employees of the Port Neches Police Department, I am proud to present our 2014 Annual Report.

As we begin 2015, we remain committed to providing professional police services to the citizens of Port Neches. We pride ourselves on having one of the lowest crime rates in the area as we strive to reduce it even more.

As technology continues to advance, our challenge to keep up with more complicated crimes will advance as well. We are meeting some of these technology challenges by acquiring grant funds to update our technology infrastructure and with advanced training of our officers.

Even though technology and financial concerns are challenges, we are still successful in combating and reducing crime and addressing quality of life issues for our citizens. We are committed to maintaining and enhancing our partnerships with our citizens with our community programs. We held our sixth National Night Out celebration in October and have expanded our Neighborhood Watch program. In December 2011, we launched our official Port Neches Police Department Facebook page to provide the public with valuable information and to give the citizens a platform to interact with their Police Department.

We are constantly striving to find ways to keep our citizens informed while giving them an opportunity to interact with us. I am honored to work with such a talented group of professionals and we are committed to serving this community to make it one of the safest and enjoyable places to live and work.

Paul J. Lemoine  
Chief of Police

**PORT NECHES POLICE DEPARTMENT**  
**2014 ANNUAL REPORT**

**INTRODUCTION**

The Port Neches Police Department Annual Report contains a statistical summary and analysis of crime in Port Neches, as well as, other departmental activity for 2014. A comparison of these numbers with prior years provides an overview of crime trends and departmental productivity.

The City of Port Neches has a fairly low crime rate and our index crime rate of 22.5 is 38% lower than the Texas average of 36.54 index crimes per 1,000 citizens.

Our goal is to continue to provide the citizens of Port Neches with the most efficient and effective police services by consistently focusing on training and developing our personnel. Our Police Department is a reflection of the commitment to public safety by the Port Neches City Council, City Manager's office, and citizens, all working together to meet our mission to make Port Neches a safe place to live, work and visit.

Our Mission Statement sums up our commitment. It states,

“The Port Neches Police Department is a value-driven organization that exists to provide a safe environment for the citizens of Port Neches, Texas. We accomplish our mission by protecting life and property, preventing crime, enforcing laws and maintaining order. We emphasize voluntary compliance of the law, maintenance of a visual presence, detection and apprehension of offenders, education of our citizens and the development of a partnership with our community.”

The Port Neches Police Department seeks to accomplish this mission with twenty-three (23) permanent and six (6) part-time employees, including twenty (20) peace officers, four (4) reserve police officers, an animal control officer, two (2) full-time secretaries and two (2) part-time secretaries, and four (4) school crossing guards, with an operating budget of \$2,796,200 for the 2014/2015 fiscal year.

# AN ANALYSIS OF CRIME IN PORT NECHES, TEXAS

## CRIME MEASUREMENTS

The Uniform Crime Reporting (UCR) program administered by the Federal Bureau of Investigation provides a typology for measuring crime trends. UCR utilizes a statistical summary of seven crime categories to produce a Crime Index. These index crimes are all serious, either by their very nature or because of the frequency with which they occur, and present a common enforcement problem to police agencies. Index crimes are further categorized as violent crimes, which include homicide, sexual assault, robbery, and aggravated assault, or as property crimes, which consist of burglary, theft, and motor vehicle theft. These offenses are also referred to as *Part I Offenses*.

In addition to the seven (7) index crimes, there are thirty-six (36) other categories of criminal offenses which are not utilized to produce the Crime Index. These are referred to as *Part II Offenses*.

### Crime Trends

Crime trends are analyzed using two separate methods: crime volume and crime rates. Crime volume is merely the aggregate sum of the Crime Index. By comparing the crime volume from year to year, trends in the number and types of crimes committed can be studied. Crime rates are compiled to compensate for the changes in population and to show the number of people affected by crime in a given population. The crime rate is generally expressed as the number of crimes per 100,000 residents. However, for purposes of this report, the crime rate will be expressed in number of crimes per 1,000 residents.

### Index Crime Volume

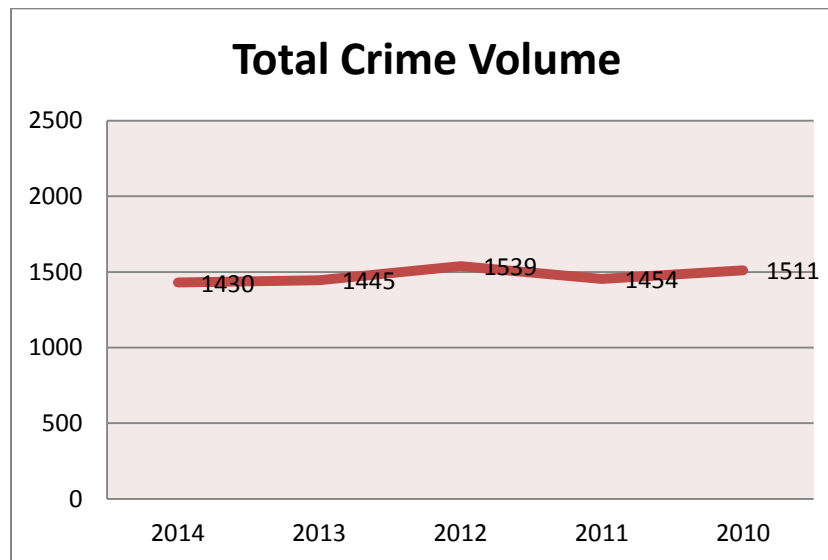
During 2014, 294 index offenses were reported to the Port Neches Police Department, an increase of 6% from 2013 when 277 were reported. The 2014 index crime volume is 10% lower than the five (5) year average of 325. Refer to Figure 1 for a graphic representation of the index crime volume for the past five (5) years.

## Index Crime Volume 2010 - 2014

Offense Type	Offense	2014	2013	2012	2011	2010
Violent Crime	Homicide	0	0	0	0	1
	Sexual Assault	13	2	2	1	1
	Robbery	0	2	2	1	3
	Agg. Assault	43	33	28	43	27
	<b>Violent Crime Total</b>	<b>56</b>	<b>37</b>	<b>32</b>	<b>45</b>	<b>32</b>
Property Crime	Burglary	61	69	81	86	104
	Theft	167	151	176	227	228
	M/V Theft	10	20	11	14	16
	<b>Property Crime Total</b>	<b>238</b>	<b>240</b>	<b>268</b>	<b>327</b>	<b>348</b>
	<b>Index Crime Total</b>	<b>294</b>	<b>277</b>	<b>300</b>	<b>372</b>	<b>380</b>

**Figure 1: Index Crime Volume 2010-2014**

The total crime volume (*Part I* and *Part II* Offenses) decreased 1% from 2013. A total of 1,430 offenses were reported to the Port Neches Police Department in 2014 compared to 1,445 in 2013. Refer to **Figure 2** for a graphic representation of total crime volume reported from 2010 to 2014.



**Figure 2: Total Crime Volume 2010-2014**

### Crime Rate

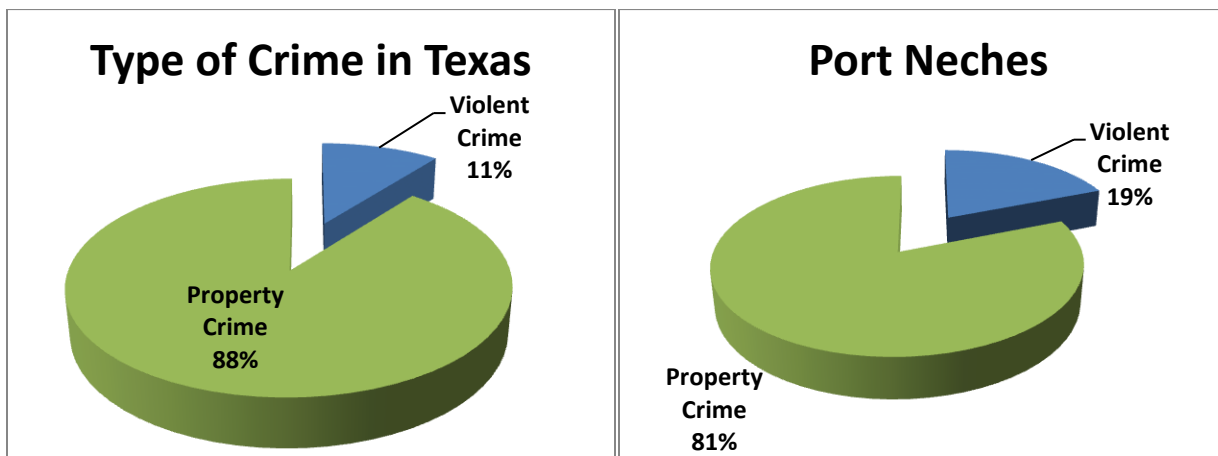
The 2010 census fixed the population of Port Neches at 13,040. Using these same population figures, the reported crime rate for 2014 is 22.5 index crimes per 1,000 residents. In contrast, the index crime rate for the State of Texas in 2013 was 36.54 (2014 data was not available at the time of this report). For comparison, 2013 data provided by the State of Texas is included for surrounding and comparable communities.

City	Total Offenses					Crime Rate/1,000				
	2010	2011	2012	2013	2014	2010	2011	2012	2013	2014
West Orange PD	382	319	322	315		86.99	77.95	91.39	90.96	
Beaumont PD	7333	6841	7066	7417		62.51	63.95	58.72	62.76	
Vidor PD	480	612	522	578		57.67	56.65	47.56	52.62	
Port Arthur PD	3077	3171	2750	2749		56.19	59.81	50.23	50.87	
Pinehurst PD	133	111	66	84		53.31	46.24	30.81	40.24	
Groves PD	528	555	611	602		39.30	38.09	37.20	38.28	
Orange PD	1300	1163	699	688		59.78	54.62	36.74	36.10	
Nederland PD	690	576	590	551		36.28	39.51	33.05	31.55	
Port Neches PD	379	372	300	274	294	30.60	28.53	22.61	21.45	22.5
Rose City PD	9	31	25	10		18.48	60.52	48.54	19.57	
Bridge City PD	160	184	187	130		21.85	24.86	23.31	16.40	

Source: Texas Department of Public Safety. "The Texas Crime Report for 2013."

## Type of Crime

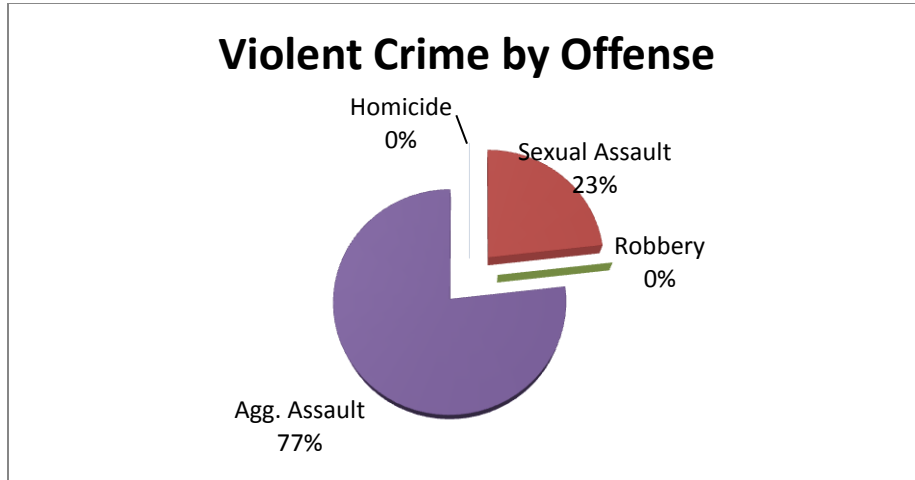
Crime analysis examines two categories of crime: violent crime (or crimes against persons) and property crimes. In 2014, violent crimes made up 19% of the Crime Index while 81% of the index crimes reported was classified as property crimes. For comparison, the State of Texas reported that in 2013 (2014 data not available), violent crime made up 11% of the reported index crimes while 88% of the index crimes reported were classified as property crimes.



## Violent Crime

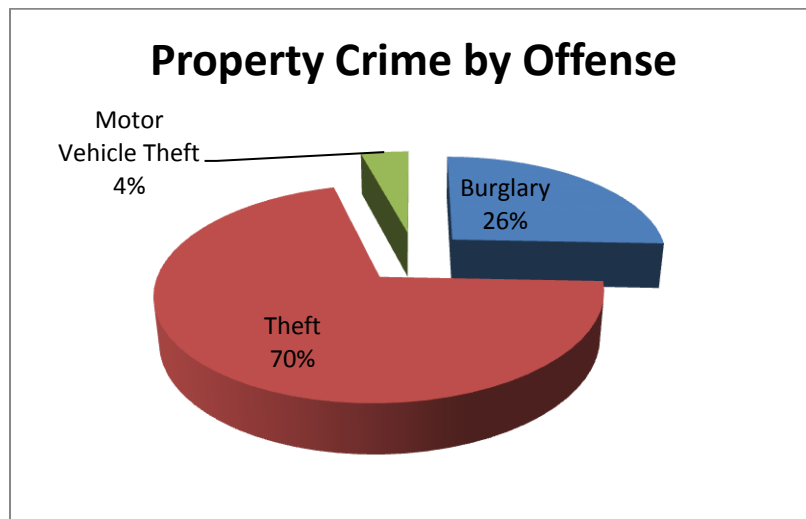
Violent crime involves the element of personal confrontation between the perpetrator and the victim. Because of their nature, violent crimes are considered to be more serious than property crimes. In 2014, 56 violent crimes were reported in Port Neches. This represents an index crime

rate of 4.3 violent crimes per 1,000 population. In 2013, 37 violent crimes were recorded. This represents a 34% increase in violent crimes. The increase can be attributed to an increase in aggravated assaults and a change in the UCR definition for sexual assault, resulting in more sex crimes to now be counted as sexual assaults than in years past.

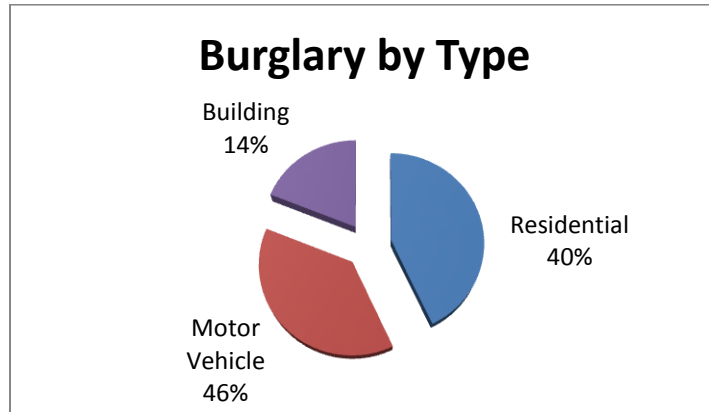


### Property Crime

There were 238 property index crimes reported in 2014, a decrease of 1% over the number reported in 2013. In Texas, burglary charges may be filed for the following offenses: Burglary of a Habitation, Burglary of a Building, Burglary of a Motor Vehicle and Burglary of a Coin-Operated Machine. For crime volume numbers, these offenses are shown in the Burglary category. However, for UCR purposes, a *burglary of a motor vehicle* or *coin-operated machine* is reported as Theft/Larceny.



Thus in 2014, 61 burglaries and 51 motor vehicle burglaries were reported to the Port Neches Police Department. Of the total number of burglaries reported, 44 were categorized as residential burglary, 16 as non-residential burglary. Of the theft/larcenies reported, 51 were classified as auto burglary and 1 as coin-operated machine burglary. Motor vehicle burglary accounted for 46% of the reported burglaries while residential burglaries made up 40% and building burglaries accounted for 14%.



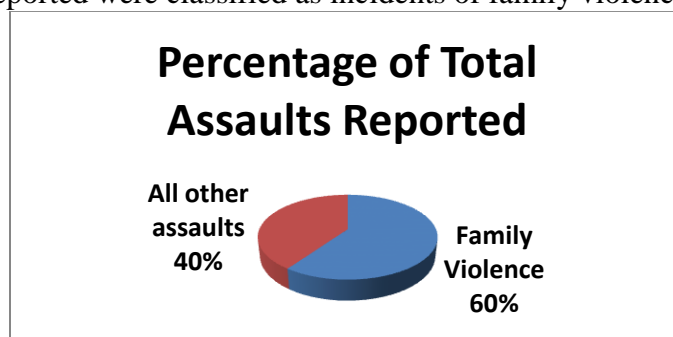
**Assault**

Aggravated assault is defined in the Uniform Crime Reporting program as an unlawful attack by one person upon another for the purpose of inflicting severe or aggravated bodily injury. This type of assault is usually accompanied by the use of a weapon or by means likely to produce death or great bodily harm, or the assault itself causes serious bodily injury. Simple assaults range from threats to bodily injury that is not judged to be “serious”.

In 2014, 194 assaults were reported to the Port Neches Police Department. Forty-three (43) or 22% of these assaults were categorized as aggravated assault. The remaining 151 assaults reported were classified as simple assault.

**Domestic Violence**

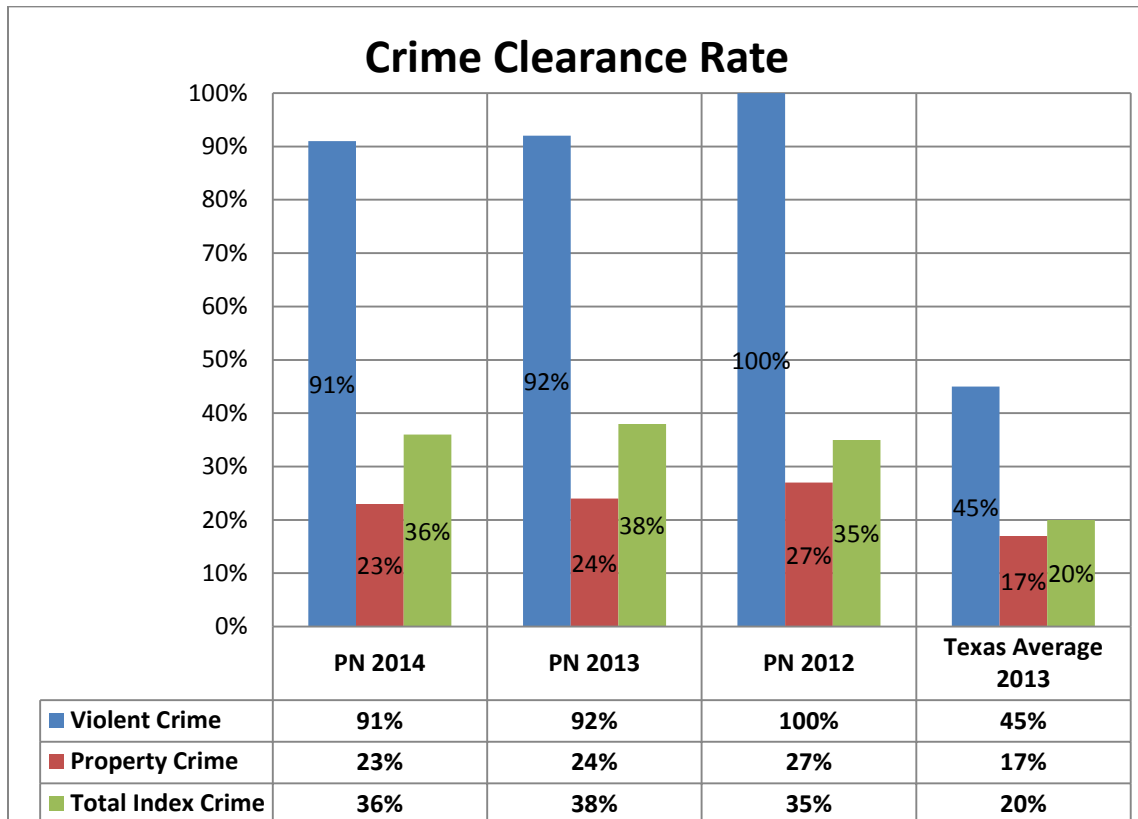
The Texas Family Code defines family violence as an act by a member of a family or household against another member that is intended to result in physical harm, bodily injury, assault or threat that reasonably places the member in fear of imminent physical harm. In 2014 a total of 116 or 60% of the assaults reported were classified as incidents of family violence.





## Clearances

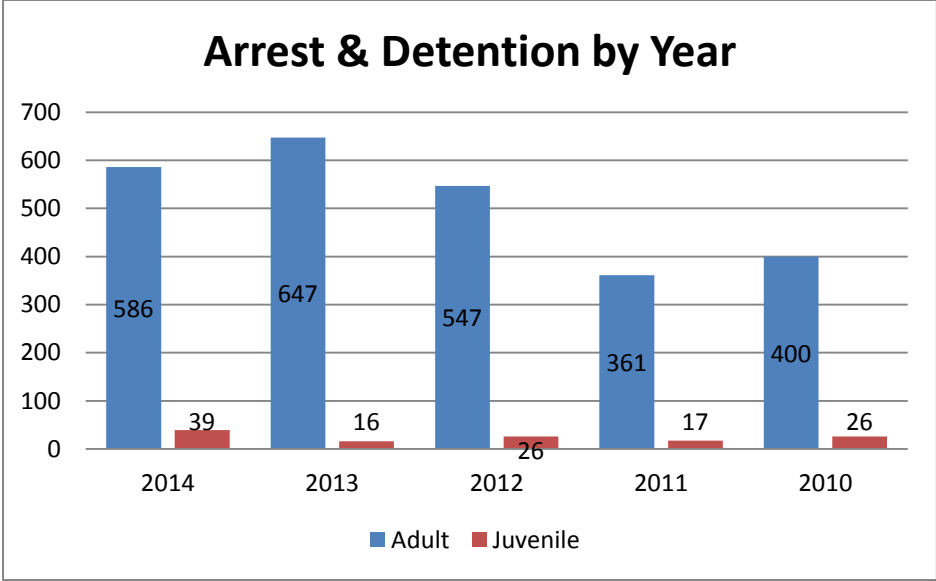
For UCR purposes, an offense is cleared when an offender has been identified, there is enough evidence to charge him and he is actually taken into custody. The arrest of one person can clear several crimes or several persons may be arrested in the process of clearing one offense. Clearances are also recorded in exceptional circumstances when some element beyond law enforcement control precludes formal charges against the offender.



The Port Neches Police Department cleared 36% of all index offenses reported in 2014. This included a clearance rate of 91% for violent crimes and 23% for property crimes. For comparison, the state average in 2013 showed a 20% clearance rate for all index crimes, 45% for violent crimes and 17% for property crimes.

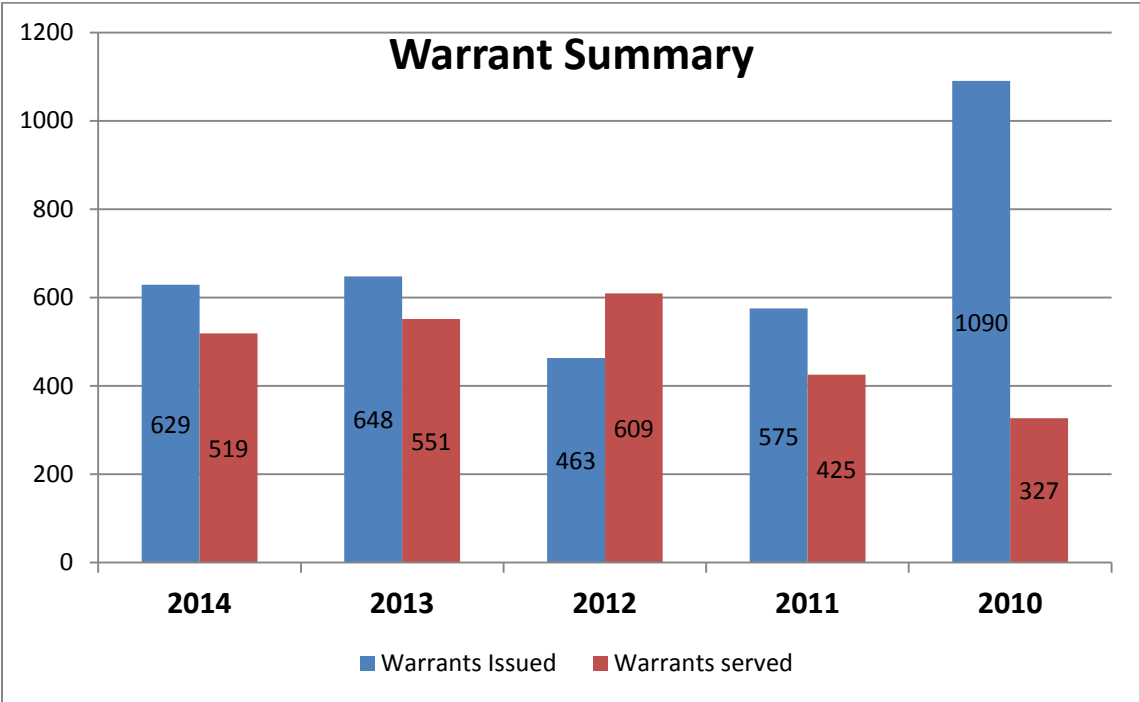
## Arrests and Criminal Charges Filed

The Port Neches Police Department arrested 586 adults in 2014, a decrease of 9%, and detained 39 juveniles in 2014, a 144% increase from 2013.



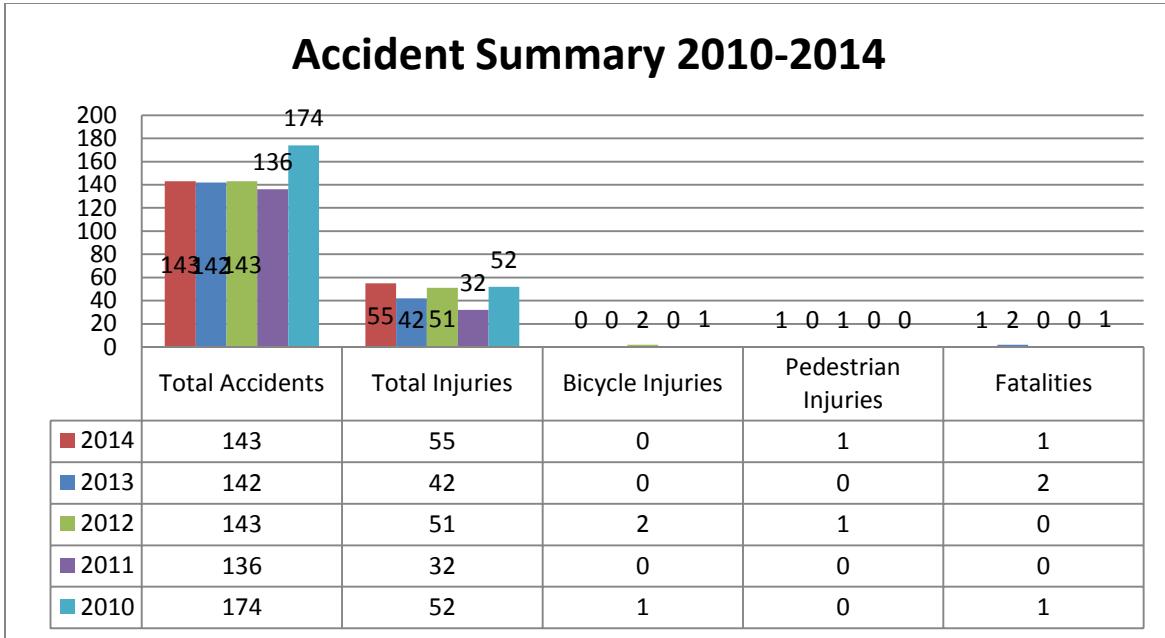
### Port Neches Municipal Court

The Port Neches Municipal Court issued 629 warrants and the Port Neches Police Department served 519 warrants in 2014. In 2013, the Port Neches Police Department served 551 warrants.



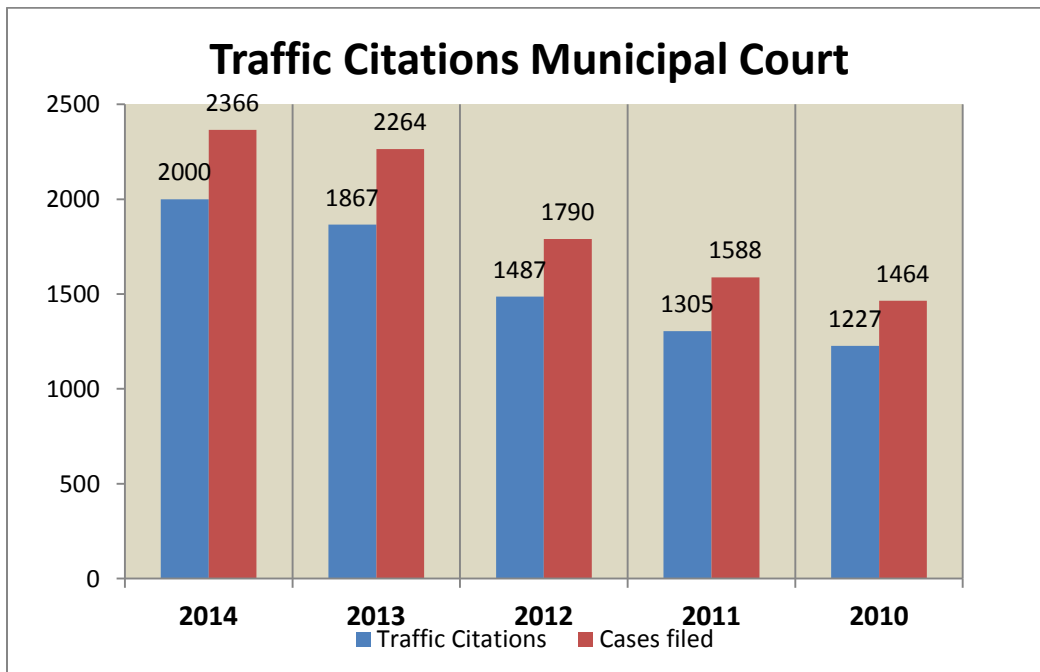
## Traffic Accidents

In 2014, officers investigated 143 traffic accidents resulting in 55 total injuries. There was 1 fatal accident in 2014.



## Traffic Violations/Cases filed in Municipal Court

In 2014, officers issued 2,000 traffic citations, 735 written warnings and filed 2,366 cases with the Port Neches Municipal Court. A total of \$239,668 was collected in fines.



## TRAINING

All Texas Peace Officers receive 40 hours of mandated training every two years. This training includes required courses in special investigative topics, ethics, cultural sensitivity, identity theft, crisis intervention, domestic violence and racial profiling. Officers receive this mandated training through internet based training sites, Lamar Institute of Technology, Jefferson County Sheriff's Department, and other training sites throughout the State. In addition to the mandated training, all officers regularly receive updates on important subjects such as blood-borne pathogens and hazardous material response, narcotics enforcement, street survival, and investigations. Officers are also encouraged to attend other specialized training that is available locally and throughout the State.

Chiefs of Police are exempt from TCOLE (*Texas Commission on Law Enforcement*) mandated courses, but are required to attend 40 hours of specialized training every two years through LEMIT (*Law Enforcement Management Institute of Texas*) which is coordinated through Sam Houston State University.

All officers qualified twice with their weapons during 2014. Qualifications included firearms training with the primary duty weapon, shotgun and rifle. All officers received refresher training on the use of TASERs and the use of force during qualifications.

## Animal Control

Animal Control is staffed with one full time officer and a vacation relief Animal Control officer. Animal Control investigated 1,173 complaints in 2014, which is a decrease of 1% from 2013. Additionally, they apprehended 168 dogs on complaint and patrol in 2014.

	2014	2013	2012	2011
Complaints Received	1173	1179	1395	1015
Dogs Apprehended by Complaint	83	91	94	73
Dogs Destroyed	81	102	117	117
Dog Bites	10	5	9	9
Other Animal Bites	0	0	1	1
Other Animals Apprehended	247	288	408	435
Warnings Issued	28	28	37	19
Released From Pound	65	74	60	64
Dogs Adopted	19	17	22	-
Pound Fees	\$2,580.00	\$2020.00	\$1120.00	\$740

## **Calls for Service**

The Port Neches Police Department received 12,746 calls for service and 16,911 total officer responses during 2014. This is a 4% increase in the call volume from 2013. There were 1430 total offenses reported in 2014. This represents one reportable offense for every nine (9) calls for service.

## **School Security**

For about the past eleven years, the Port Neches Police Department has provided an off-duty officer, on a part-time basis, to the Port Neches-Groves High School as a School Resource officer. The officer spends the majority of his time on the High School campus and occasionally is able to visit the other campuses. In response to the mass shooting at Sandy Hook Elementary School in Newtown, Connecticut, in December 2012, the Port Neches Police Department and administrators with the Port Neches-Groves Independent School District, crafted a plan to enhance school security at all campuses. Initially, a survey was conducted at all campuses to assess the security of the infrastructure. After the survey, recommendations were made and put into effect. Additionally, the police department modified their daytime patrol policies and procedures to incorporate daily walk-throughs of each campus. When school is in session, patrol officers are required to walk through each campus at least once per shift. This increases the presence of police officers at all campuses, makes the officers aware of the layout of each campus, gives students, staff, and parents a sense of security and strengthens the Police community partnership.

In 2014 the Port Neches Police Department made **212** school walk-throughs.

## **Community Policing**

In 2010, the Port Neches Police Department, in an effort to expand their community oriented policing commitment, started some new programs to maximize this commitment. In 2011, we expanded these programs by adding some new neighborhood watch groups and a Port Neches Police Department Facebook page.

The AOR (Area of Responsibility) program was started in 2010. The City of Port Neches is divided into eight (8) districts or areas of responsibility. Each patrol officer is assigned to a district. The officers are encouraged to make contact with businesses and residents within their AOR to form community partnerships in crime prevention, safety and security. This partnership allows a citizen to have personal contact with an officer in their neighborhood to address quality of life issues such as inoperable vehicles, traffic issues, etc.

In 2011, we established the official Port Neches Police Department Facebook page, <https://www.facebook.com/PortNechesPD>, to allow us to provide more information and interaction with the citizens.



In July 2012 we added a feature to our Facebook page, “Today’s Good News”. This is a daily or weekly blurb that highlights a good arrest and overall good work by our officers. This has become a tremendously popular feature of our Facebook page. In 2009 we began using [www.Nixle.com](http://www.Nixle.com), to send out trusted alerts and information to citizens that signed up for this service. We now use Nixle and Facebook to provide citizens with trusted information and a platform to interact with their Police Department. We believe that by providing the most information possible to the citizens will only strengthen our commitment not only to the citizens, but the entire community.

### Leslie E. McCoy Scholarship Fund

The Port Neches Police Department did not have a qualified candidate to award a scholarship in 2014. We look forward to awarding a scholarship to a deserving individual in 2015. The by-laws of the scholarship fund require that a financial statement be made part of this annual report to the City Council.

Beginning Balance on 1/6/2014	\$5024.82
Bank Fees	(\$21.00)
Ending Balance on 1/06/2014	\$5,003.82

### Sex Offenders

Effective January 1, 2005, the Port Neches Police Department became responsible for the sex offender registration process instead of the Jefferson County Sheriff’s Department. At the end of 2014, the Port Neches Police Department had 12 sex offenders registered as residing in the City of Port Neches.

### Inoperable Vehicles

The Port Neches Police Department served 6 notices for violations of the inoperable vehicle ordinance in 2014.

	<b>2014</b>	<b>2013</b>	<b>2012</b>	<b>2011</b>	<b>2010</b>	<b>2009</b>
# of notices served	6	29	13	42	50	60
Cases Filed	0	0	0	0	1	0

## Summary

Since 2010, total crime volume has ranged from a low of 1,430 recorded in 2014, to 1,539 recorded in 2012. The mean for total crime volume over this 5-year period is 1,476. This year's crime volume of 1,445 is 2% below this 5-year mean.

A simple statistical analysis of index crime reported from 2010 through 2014 is shown in table below. Total index crime has remained fairly stable over this 5-year period ranging from a low of 277 in 2013 to a high of 380 reported in 2010. The mean or average total index crime over this time period is 325. In 2014, the index crime volume is 10% below the 5-year mean.

Further analysis reveals that the index crime, for the most part, has steadily declined over the past five years and property crimes have decreased significantly over this same period.

This decrease in index crimes correlates with the decreases in total crime volume. Similar trends are being reported throughout the State of Texas. We can also attribute these reductions to our partnership with community and our community oriented policing activities. By partnering with the community, we assure citizens and visitors alike that our goal is to prevent criminal activity and make Port Neches a safe and enjoyable place to live.

### INDEX CRIME

	<b>2014</b>	<b>2013</b>	<b>2012</b>	<b>2011</b>	<b>2010</b>
<b>Homicide</b>	0	0	0	0	1
<b>Sex. Assault</b>	13	2	2	1	1
<b>Robbery</b>	0	2	2	1	3
<b>Aggravated Assault</b>	43	33	28	43	27
<b>Burglary</b>	61	69	81	86	104
<b>Theft</b>	167	151	176	227	228
<b>M/V Theft</b>	10	20	11	14	16
<b>Total</b>	<b>294</b>	<b>277</b>	<b>300</b>	<b>372</b>	<b>380</b>